



System Office Report

Fall Meeting of the Administrative Committee on Institutional
Research and Planning

October 27, 2010

Macon State College

"Creating A More Educated Georgia"



Topics to Cover

- Strategic Plan
- USG Reports
- Budget Update
- Data Element Dictionary (DED)
- USG Participation in Initiatives
- IPEDS
- NSSE and CCSSE
- USO & RPA Staff Changes



Strategic Plan

- Shelley Nickel, Assoc VC for Planning & Implementation, became interim president of Gordon College
- Regent Felton Jenkins chairs the Strategic Planning Committee
- Regent Bernard mentioned in last Board meeting that work on the strategic plan would begin soon



USG Reports

- Transfer Feedback
- Semester Enrollment Report
- Retention/Graduation Reports
- Others?



IRP Basecamp

- Located at <https://borusg.seework.com>
- Intended to be a repository of documents that IRP members might need to reference
- Not currently used much; should we try to change?



USG by the Numbers

- Will continue to exist until new tool developed
- Anticipate that Cognos will be used to create these reports and more
- Exact timeline unknown



Institutional Profiles

- Often used by the Chancellor and regents in preparation for visits to institutions or speeches
- Might replace these with dashboards
- Current format is not ideal; thoughts on changes welcome



FY11 Budget (1)

- FY11 USG appropriation was \$1.95 billion, a \$227 million, or 10.4%, decrease from the original FY10 state budget
- Includes a \$107.8 million increase in funding for enrollment growth, \$900,000 for the expansion of physician education, and \$11.2 million for cost adjustments for TRS, workman's comp premiums, UI, etc.



FY11 Budget (2)

- Board approved a tuition increase designed to generate \$80 million to help offset \$227 million reduction
- Increase varies by sector, but does not apply to students who enrolled under the Guaranteed Tuition Plan in 2007 and 2008
- General Assembly also approved a capital budget of \$183.7 million



Data Element Dictionary (DED)

- Reviewed the existing ADM DED
- Advised ITS that we need to keep all existing data elements
- Proposed some new data elements based on the known or expected changes in reporting requirements



Complete College America

- Funded by the Bill and Melinda Gates Foundation
- Collects data on three types of metrics – outcomes, progress, and context
- Includes data such Pell grant status, age, full-time/part-time status, discipline/degree-type and remedial status for disaggregation later



Gates/National Student Clearinghouse

- Funded by the Bill and Melinda Gates Foundation
- Focus is on improving the use of data among teachers and other educators
- USG High School Feedback Report has received much attention from this group



IPEDS (1)

- CIP Code 2010 used to submit Completions data, but will need to make sure all changes have been made to D&MA
- Winter Collection opens December 8, closes January 26
- HR survey required; institutions responsible for completing



IPEDS (2)

- Spring Collection also opens December 8, but remains open until April 13
- RPA uploads data for Fall Enrollment, Student Financial Aid, Graduation Rates and 200% Graduation Rates surveys
- Institutions are responsible for entering data for the Finance survey



IPEDS (3)

- CIP 2010 codes will also be used in EF survey
- New race and ethnicity codes required for EF and HR, but also being used in Completions, 12-Month Enrollment & GRS
- New postbaccalaureate degree categories will affect EF and 12-Month Enrollment (as it did IC and Completions)



NSSE and CCSSE (1)

- Thanks to all who have registered
- Consortium questions submitted for NSSE, must do so for CCSSE by December 1
- Please get IRB approval if you have an IRB at your institution
- Scan and send or fax copy of IRB approval to me



NSSE and CCSSE (2)

- CCSSE is administered in March and April
- Paper and pencil survey distributed to all students in a randomly selected credit course
- NSSE is administered via the Web beginning in late January through April
- Before then, you will submit academic calendar, population files and student messages



USO & RPA Staff Changes

- Chancellor announced retirement
- Frank Howell and Chris Albrecht moved on to new positions outside the USG



Questions? Comments?

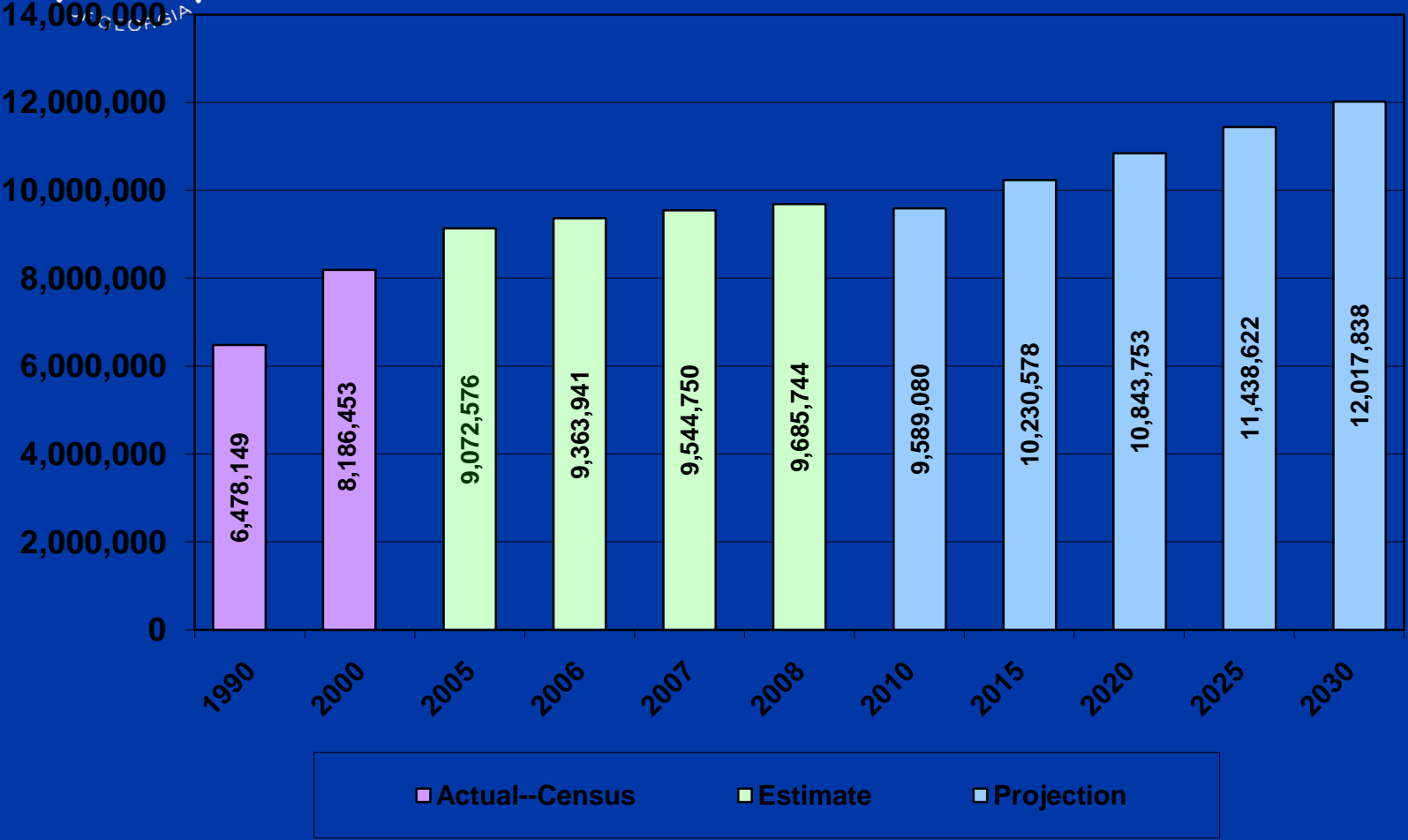





Factors that Influence Enrollment

- Total population changes
- Demographic shifts in the population
- Number of high school graduates
- High school graduation rate
- College-going rate
- Retention and graduation rates
- Policies and programs
- Economic factors such as unemployment rate

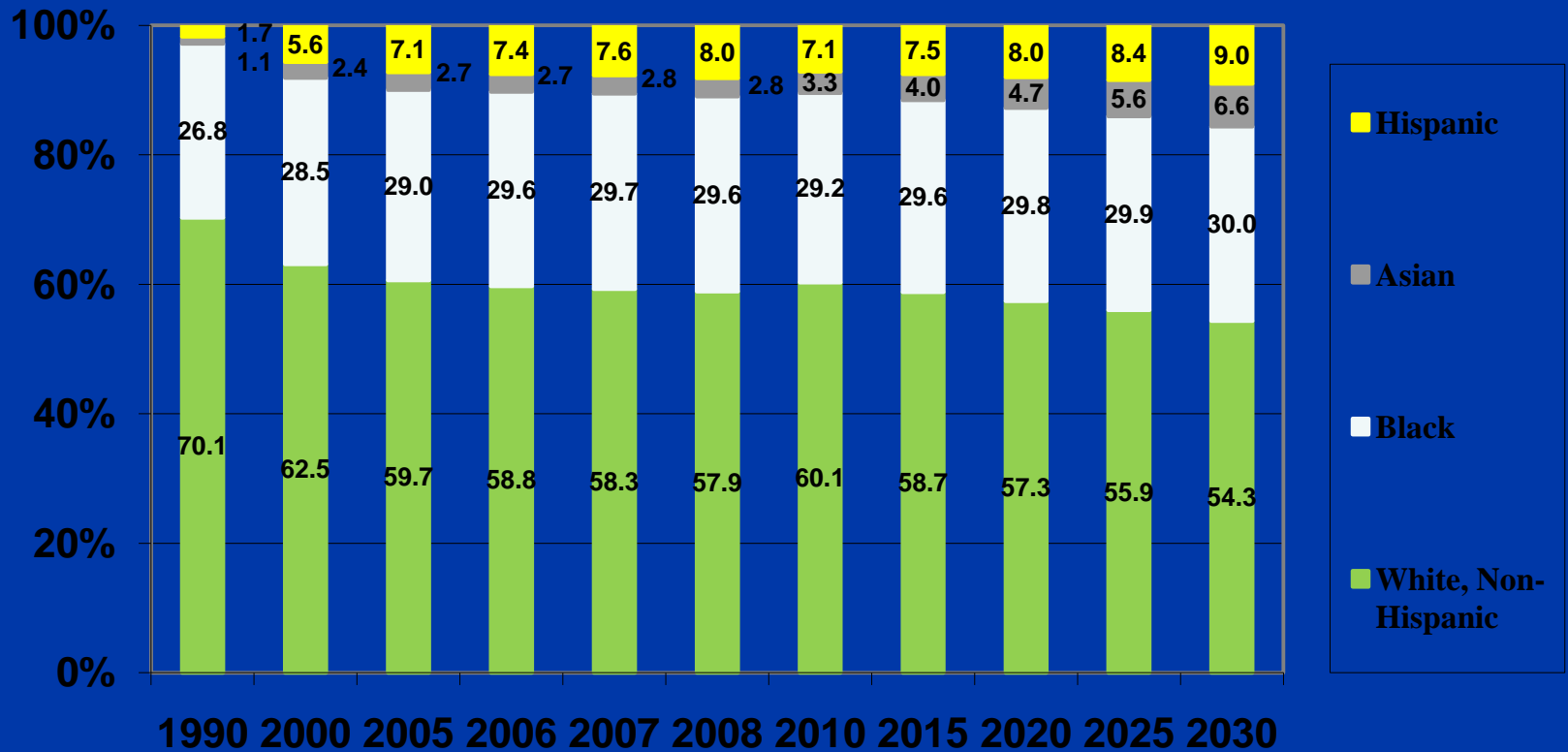
Georgia Population 1990 to 2030



Source: U.S. Census Bureau 1990 & 2000 decennial census; 2005 - 2008 estimates from the American Community Survey projections are from Table A1, Interim Projections of the Total Population for the United States and States, 2000 to 2030, U. S. Census Bureau, Population Projections; Internet Release Date, April 21, 2005.

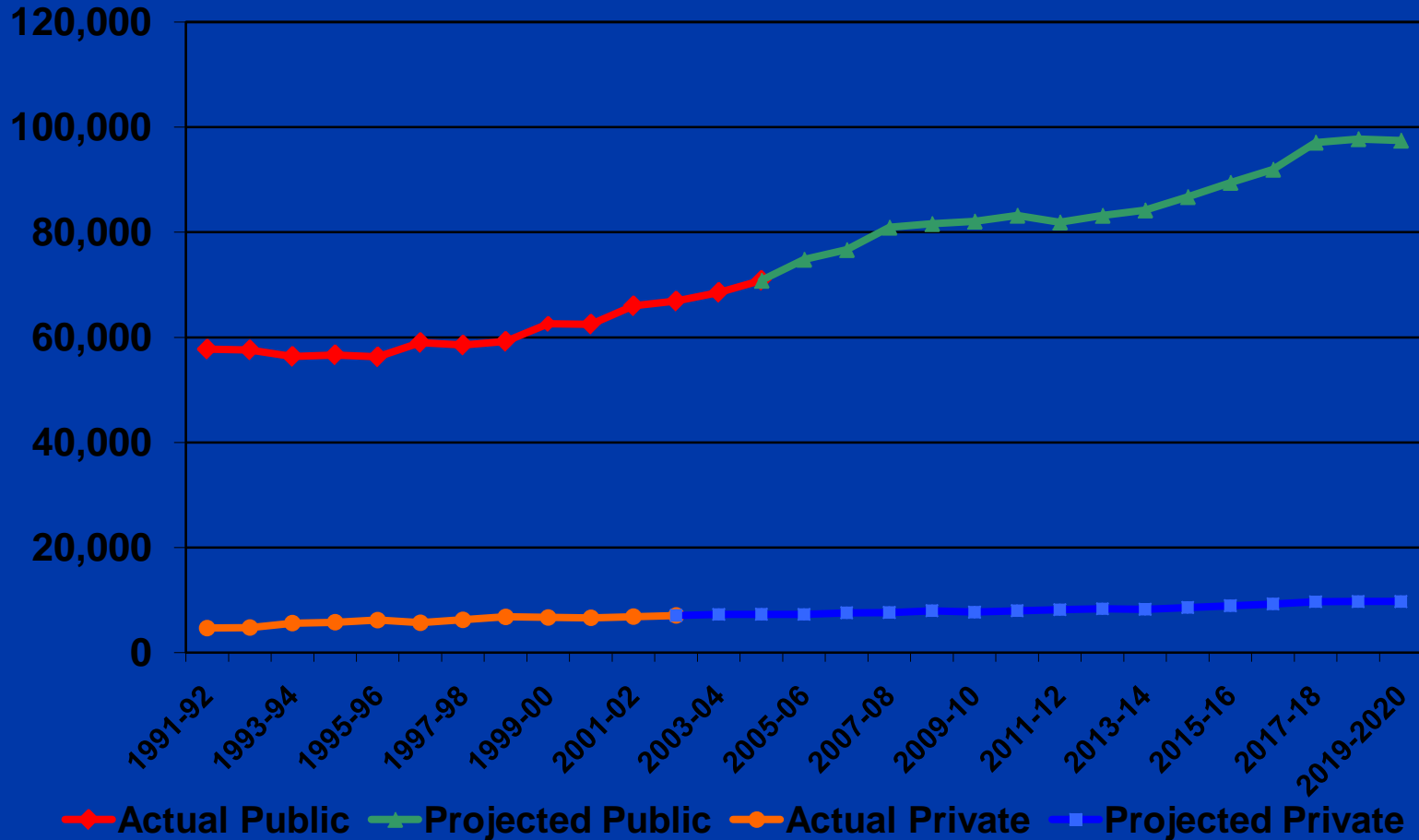
“Creating A More Educated Georgia”

Population of Georgia, 1990-2000; Estimated Population, 2005-2008, and Projected Population, 2010 to 2030: Proportion by Race and Ethnicity



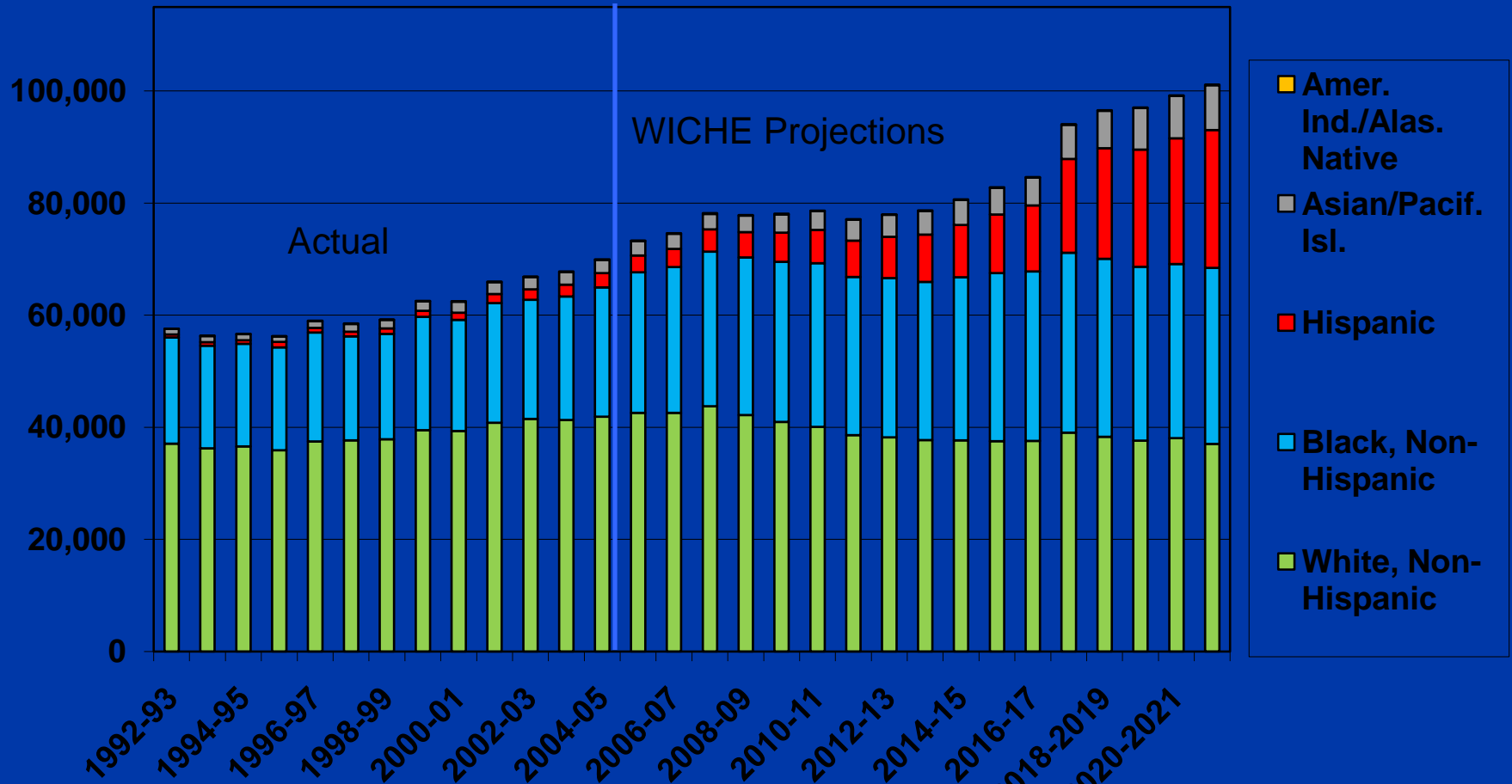
Source: U.S. Census Bureau, 1990 & 2000 decennial census, 2005-2008 American Community Survey. Projections are from Woods and Poole Economics, 2005 State Profiles, State and County Projections to 2030. Copyright 2005 Woods and Poole Economics, Inc. "Creating A More Educated Georgia" protected—may not be placed on web.

Georgia Public and Non-Public High School Graduates 1991-92 through 2004-05 (actual), 2005-06 through 2021-22 (projected)



Georgia Public HS Graduates by Race/Ethnicity

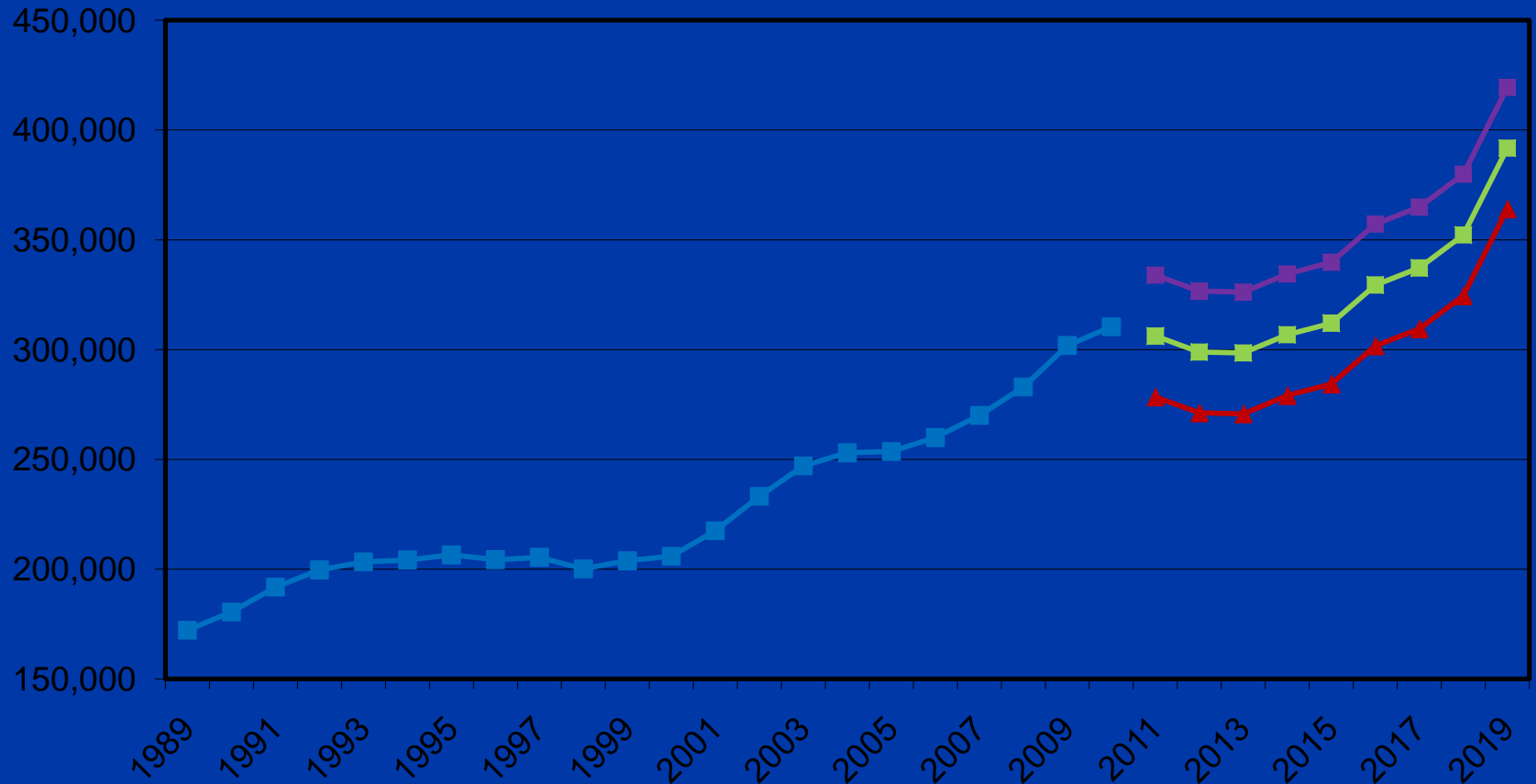
Actual 1991-92 to 2004-05 and Projected to 2021-2022



“Creating A More Educated Georgia”



USG Fall Headcount Enrollment Actual (1989-2010) and Projected to 2019



Projection uses autoregression model based on past enrollment as well as actual and projected high school graduates *"Creating A More Educated Georgia"* Page 26



Enrollment Projection Assumptions

- High school graduation rates will not change
- College participation rates will remain about the same
- Retention and graduation rates will not change