



UNIVERSITY SYSTEM OF GEORGIA

How USG Uses Data to Inform Strategy and Decision-Making



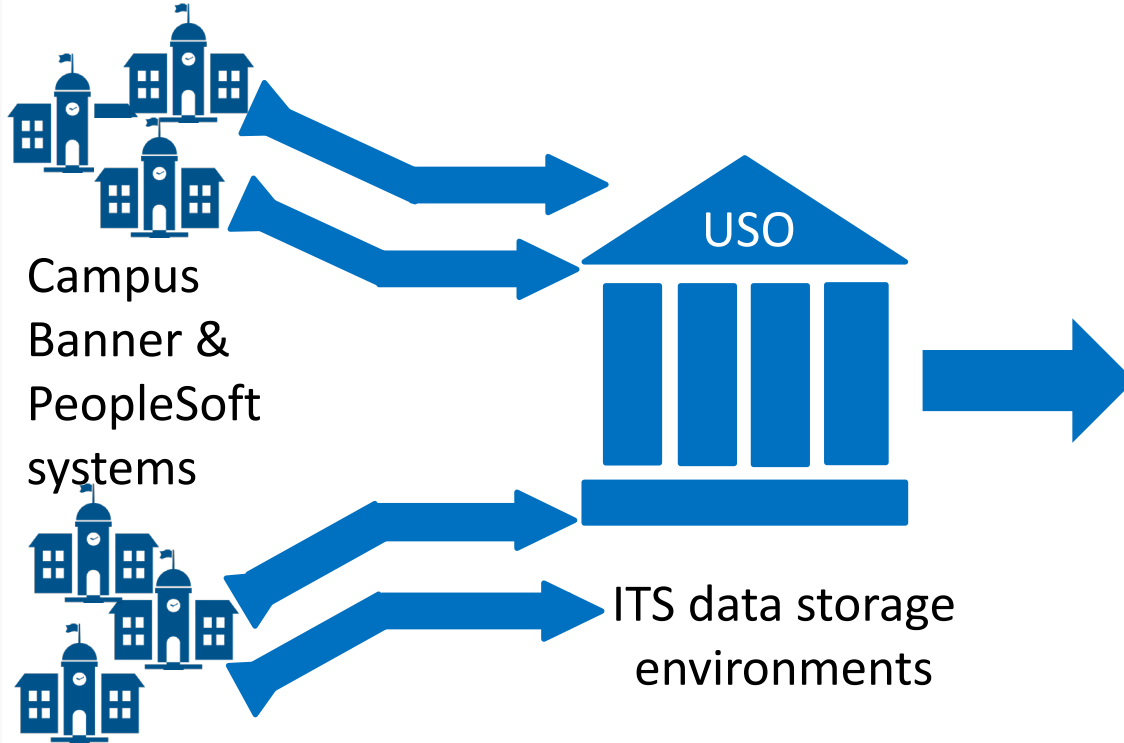
Angie Bell, Ph.D, Vice Chancellor for Research and Policy Analysis

Agenda

- What campus data USG collects and how
- How we use collected data
- Demo of USG Data Visualization Portal



Data Collection Methods



- Reports
- Data submissions
- Analysis and research
- Analytic tools

USG Data Collections

Academic

- Twice a semester
- 465 elements



Financial Aid

- Once a year
- 86 elements



Facilities

- Twice a year
- 36 elements

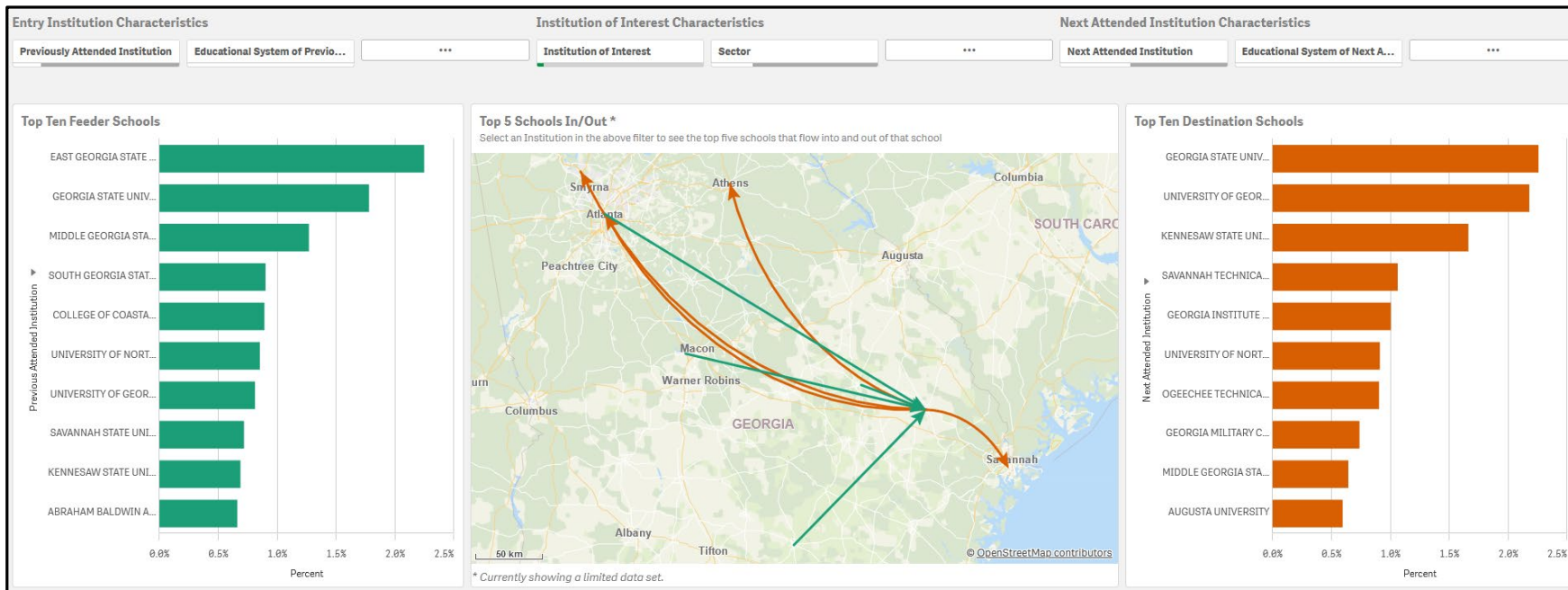


Human Resources

- Daily
- 173 elements

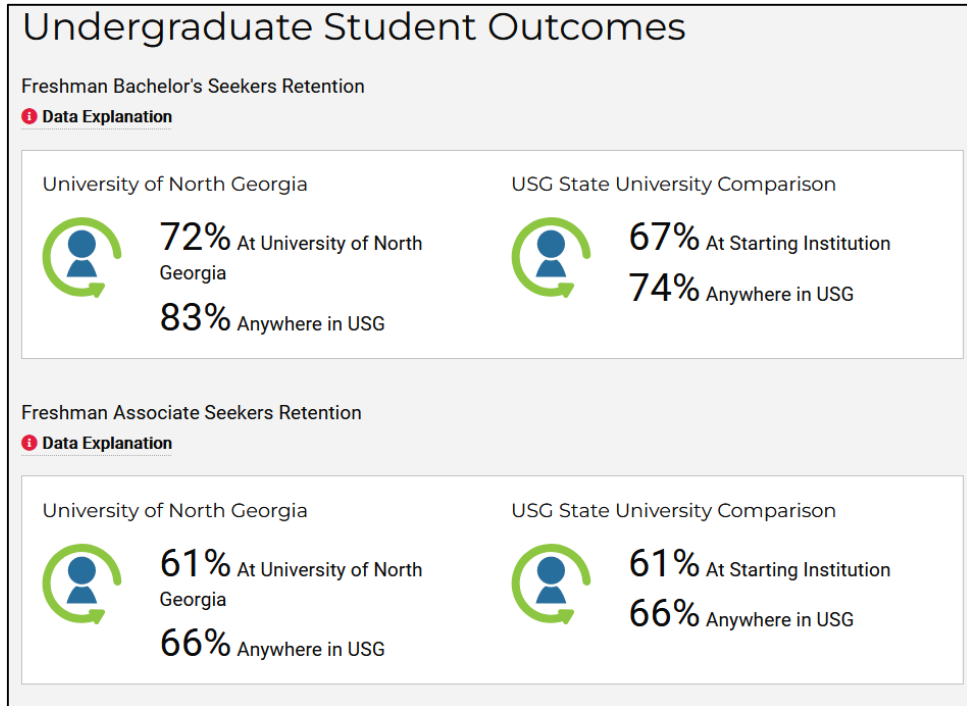


How USG Uses Data



Transparency and Accountability

- Student Outcomes web pages
- USG by the Numbers
- Strategic Plan metrics
- Regular reports
- Responding to external inquiries



Transparency and Accountability

- Student Outcomes web pages
- USG by the Numbers
- Strategic Plan metrics
- Regular reports
- Responding to external inquiries

USG by the Numbers

University System of Georgia
Retention Rate Report

Enter Prompt Values

Fall Cohort Year	* 2020
Type of Degree	* Bachelor Degree
Number of Years	* One - Year
Full-Time/Part-Time Status	* Full-Time
Race/Ethnicity	* Hispanic or Latino
Gender	* Female



Transparency and Accountability

- Student Outcomes web pages
- USG by the Numbers
- Strategic Plan metrics
- Regular reports
- Responding to external inquiries

USG by the Numbers

University System Of Georgia
Retention Rate Report
Bachelor Degree One - Year Rates
First-Time Full-Time Freshmen
Hispanic or Latino Female
Fall 2020 Cohort

Institution Name	Total Beginning Cohort	Number Enrolled Fall 2021 or Graduated Fall 2020 - Summer 2021		Retention Rate	
		Institution-Specific	System-Wide	Institution-Specific	System-Wide
Augusta University	51	34	36	66.7	70.6
Georgia Institute of Technology	119	117	118	98.3	99.2
Georgia State University	512	398	422	77.7	82.4
University of Georgia	259	251	252	96.9	97.3
Research Universities	541	800	828	85.0	88.0
Georgia Southern University	226	161	176	71.2	77.9
Kennesaw State University	562	435	457	77.4	81.3
University of West Georgia	94	59	68	62.8	72.3
Valdosta State University	166	100	107	60.2	64.5
Comprehensive Universities	1,048	755	808	73.0	77.1
Albany State University	26	19	19	73.1	73.1
Clayton State University	63	45	48	71.4	76.2
Columbus State University	64	40	42	62.5	65.6
Fort Valley State University	10	NR	NR	NR	NR
Georgia College & State University	70	55	65	78.6	92.9
Georgia Southwestern State University	17	14	14	82.4	82.4
Middle Georgia State University	31	15	18	48.4	58.1
Savannah State University	21	13	14	61.9	66.7
University of North Georgia	160	116	128	72.5	80.0
State Universities	462	326	357	70.6	77.3
Abraham Baldwin Agricultural College	35	19	22	54.3	62.9
College of Coastal Georgia	31	12	16	38.7	51.6
Datton State College	144	101	102	70.1	70.8
East Georgia State College	1	NR	NR	NR	NR
Georgia Owsenell College	323	215	224	66.6	69.3
Georgia Highlands College	3	NR	NR	NR	NR
Gordon State College	8	NR	NR	NR	NR



Decision Making and Policy Analysis

- Inform policy decisions
- Model legislative impacts
- Monitor trends and performance
- Assess success of policy and initiatives



Support USG Initiatives



Identify
issue

Update
data
collection

Support
imple-
mentation

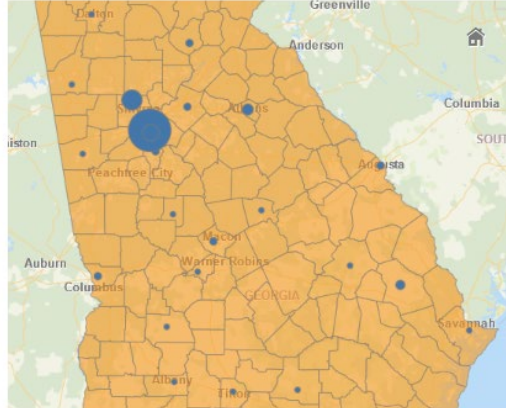
Monitor
success



Economic Development

High Interest Industry

Cybersecurity
Data Science
Digital Entertainment/Media Sectors (eSports, video gaming, virtual reality, digital video)
Financial and Investment Analysts (FinTech)
Health IT
Information Technology
Logistics and Supply Chain
Software Development

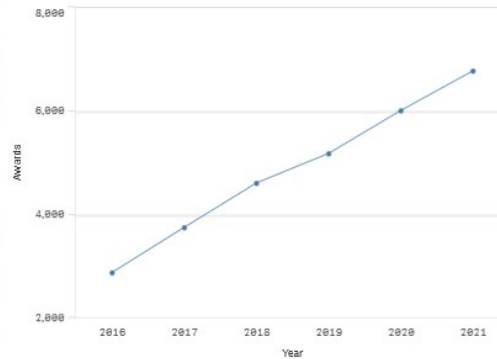


Completions in 2021

6,765 ^{4,857}
Average Completions 2016-2021

Change in Awards (2016-2021)

3,895 ^{135.71%}
Percent Change In Awards (2016-2021)



- High Interest Industries Portal
- Industry-specific enrollment and degrees conferred reports

Administration

Total Student Credit Hours Fall Semester 2021

Program Area	Semester Credit Hours			Total
	Lower	Upper	Grad/Prof	
Group 1	78,565	15,088	2,039	95,692
Group 2	66,296	43,483	15,997	125,776
Group 3	59,731	39,565	7,513	106,809
Group 4	1,305	0	0	1,305
Group 5	0	0	0	0
Subtotal	205,897	98,136	25,549	329,582
Military	256	333	0	589
Subtotal	256	333	0	589
Overall - Total	206,153	98,469	25,549	330,171

- Funding formula
 - Credit hours
 - Facilities data
- Space utilization analysis
- Campus budget submissions
- Presidential evaluations



Supporting Campuses

- Reports showing inter-campus dynamics and outcomes
- Running and submitting data on campus behalf
- Best practices development
- Data analytics to support decision making

University System Of Georgia
Graduation Rate Report
Bachelor Degree Six - Year Rates
First-Time Full-Time Freshmen
Fall 2012 Cohort

Institution Name	Total Beginning Cohort	Number Graduated Through Summer 2018		Percentage Graduation Rates	
		Institution-Specific	System-Wide	Institution-Specific	System-Wide
Augusta University	877	275	343	31.4	39.1
Georgia Institute of Technology	3,042	2,657	2,688	87.3	88.4
Georgia State University	3,157	1,712	1,972	54.2	62.5
University of Georgia	4,922	4,059	4,260	83.3	86.6
Research Universities	11,998	8,743	9,263	72.9	77.2
Georgia Southern University	4,543	2,285	2,793	50.3	61.5
Kennesaw State University	2,834	1,659	2,004	43.3	52.3
University of West Georgia	2,012	850	1,026	42.2	51.1
Valdosta State University	1,920	804	1,003	41.9	52.2
Comprehensive Universities	12,309	5,598	6,828	45.5	55.5
Albany State University	495	174	195	35.2	39.4
Clayton State University	495	154	189	31.1	38.2
Columbus State University	1,059	399	470	37.7	44.4
Fort Valley State University	635	179	221	28.2	34.8
Georgia College & State University	1,304	828	1,057	63.5	81.1
Georgia Southwestern State University	374	106	174	28.9	46.5
Middle Georgia State University	354	97	139	27.4	39.3
Savannah State University	1,025	284	371	27.7	36.2
			724	54.4	65.2
			3,540	41.3	51.7
			49	24.8	32.9
			NR	NR	NR
			68	20.1	33.3
			107	28.1	35.8
			593	16.7	30.3
			NR	NR	NR
			820	18.7	31.3
			20,451	52.3	60.5



Supporting State Agencies and Organizations

- Submit data for:
 - Data systems
 - Report cards
 - Audits and inquiries
 - Analytics
 - Fact books



USG Data Visualization Portal



Adult Learner App



CCG Degrees Awarded



CCG Enrollment



CCG Graduation



CCG Retention



Fall Enrollment by Academic Program ...



Fiscal Year Degrees Conferred by ...



Georgia High Schools



IPEDS Degrees Awarded Dashboard ...



SER with Consolidated Names



USG First Time Freshmen



USG Market Share 2.0



USG Student Pathways



USG Graduate Outcomes(With Gap ...

USG Data Visualization Portal

Adult Learners

Adult Learner App



CCG Degrees Awarded



USG Enrollment

CCG Enrollment



Graduation of University System of Georgia

CCG Graduation



Retention of University System of Georgia

CCG Retention



UNIVERSITY SYSTEM OF GEORGIA

Fall Enrollment by Academic Program ...



UNIVERSITY SYSTEM OF GEORGIA

Fiscal Year Degrees Conferred by ...



Georgia High Schools



IPEDS Degrees Awarded Dashboard ...



SER with Consolidated Names



USG First Time Freshmen



USG Market Share 2.0



USG Student Pathways



USG Graduate Outcomes(With Gap ...



UNIVERSITY SYSTEM OF GEORGIA



**Carl Vinson
Institute of Government
UNIVERSITY OF GEORGIA**

USG Data Visualization Portal



Adult Learner App



CCG Degrees Awarded



USG Enrollment

CCG Enrollment



Graduation of University System of Georgia

CCG Graduation



Retention of University System of Georgia

CCG Retention



UNIVERSITY SYSTEM OF GEORGIA

Fall Enrollment by Academic Program ...



UNIVERSITY SYSTEM OF GEORGIA

Fiscal Year Degrees Conferred by ...



Georgia High Schools



IPEDS Degrees Awarded Dashboard ...



SER with Consolidated Names




USG First Time Freshmen



USG Market Share 2.0



USG Student Pathways



USG Graduate Outcomes(With Gap ...

USG Data Visualization Portal

Adult Learners

Adult Learner App



CCG Degrees Awarded



USG Enrollment

CCG Enrollment



Graduation of University System of Georgia

CCG Graduation



Retention of University System of Georgia

CCG Retention



UNIVERSITY SYSTEM OF GEORGIA

Fall Enrollment by Academic Program ...



UNIVERSITY SYSTEM OF GEORGIA

Fiscal Year Degrees Conferred by ...



Georgia High Schools



IPEDS Degrees Awarded Dashboard ...



SER with Consolidated Names



USG First Time Freshmen



USG Market Share 2.0



USG Student Pathways



USG Graduate Outcomes(With Gap ...



UNIVERSITY SYSTEM OF GEORGIA



**Carl Vinson
Institute of Government
UNIVERSITY OF GEORGIA**

USG Data Visualization Portal



Adult Learner App



CCG Degrees Awarded



CCG Enrollment



CCG Graduation



CCG Retention



Fall Enrollment by Academic Program ...



Fiscal Year Degrees Conferred by ...



Georgia High Schools



IPEDS Degrees Awarded Dashboard ...



SER with Consolidated Names



USG First Time Freshmen



USG Market Share 2.0



USG Student Pathways



USG Graduate Outcomes(With Gap ...



USG Data Visualization Portal

DEMO



UNIVERSITY SYSTEM OF GEORGIA



Carl Vinson
Institute of Government
UNIVERSITY OF GEORGIA

Contact

Angela Bell

angela.bell@usg.edu

